

# DEFINING RUGGED

EXCEPTIONAL ENGINEERING | ROCK SOLID | EXTENSIVE TESTING

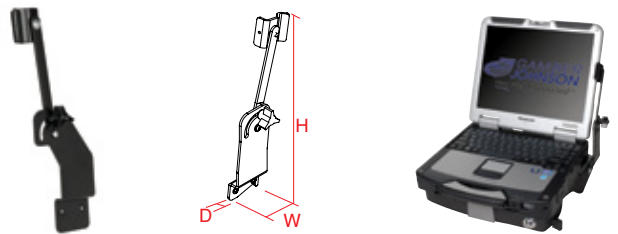
## PANASONIC TOUGHBOOK 31 DOCK ACCESSORIES: SCREEN SUPPORT



Item No.	Placement	Weight	Height	Width	Depth
7160-0501	Attaches to the right side of the <i>Panasonic Toughbook 31 Docking Station</i>	0.5 lbs	9.66"	4.11"	1.8"

### Features:

- Provides screen support
- Ideal for rugged driving conditions
- Adjustable knob positions screen at any angle

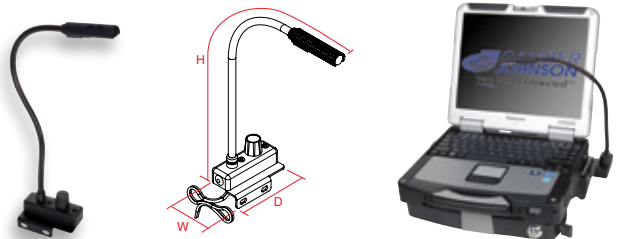


## LED LIGHT ASSEMBLY

Item No.	Placement	Weight	Height	Width	Depth
7160-0096	Attaches to the right side of the <i>Panasonic Toughbook 31 Docking Station</i>	0.5 lbs	12.0"	3.0"	1.56"

### Features:

- Rugged construction for long-term durability
- Flexible design
- On/off switch allows you two (2) different LED color combinations:
  - Red
  - White



## LIND AUTO POWER SUPPLY (BARE WIRE LEADS)

Item No.	Description	Placement	Weight	Height	Width	Depth
11798	External Lind Automobile Bare Wire Leads Power Adapter	For use with the <i>Panasonic Toughbook 31 Docking Station</i>	1.22 lbs.	1.0"	5.0"	3.0"

### Features:

- Power surge protection
- Power input regulator
- Rugged design for dust, moisture and high humidity
- Bare Wire Leads adapter version



Very Well Connected™

3001 Borham Ave. | Stevens Point, WI 54481, USA  
 Phone: 715.344-3482 | Toll-free: 800.487-9220 | Fax: 715.344-5209  
 Email: [gamberj@gamberjohnson.com](mailto:gamberj@gamberjohnson.com) | Website: [www.gamberjohnson.com](http://www.gamberjohnson.com)

Follow us on:

This document, including images, may not be reproduced partly or fully without the expressed written consent of Gamber-Johnson's Marketing Department.  
 © Copyright 2013 Gamber-Johnson LLC

# DEFINING RUGGED

EXCEPTIONAL ENGINEERING | ROCK SOLID | EXTENSIVE TESTING


## PANASONIC TOUGHBOOK 31 DOCK ACCESSORIES: LIND INTEGRATED AUTO POWER SUPPLY KIT



Item No.	Description	Placement	Weight	Height	Width	Depth
7160-0496	Integrated 120W Lind Power Supply Kit	Inserts into the dedicated pocket on the underside of the docking stations, for use with the following <i>Panasonic Toughbook 30/31 Docking Stations</i> (item No. 7160-0318-00, 7160-0318-01, 7160-0318-02, 7160-0318-07, 7160-0318-08, 7160-0318-09)	1.0 lbs.	1.0"	2.0"	4.5"

### Features:

- Converts a non-powered dock to integrated power dock in the field
- Power surge protection
- Power input regulator
- Rugged design for dust, moisture and high humidity

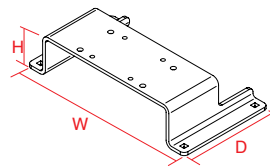


## TRUNK SHELF MOUNTING PLATE

Item No.	Placement	Weight	Height	Width	Depth
7160-0398	Used to raise any <i>Panasonic Toughbook 31 Docking Station</i> to provide clearance for cables when mounting to a flat surface (usually trunk applications)	3.6 lbs	2.30"	10.25"	5.5"

### Features:

- For Stationary Mounting only
- Does not provide any tilting or swiveling
- Heavy gauge steel construction for long-term durability
- Black powdercoat finish for maximum corrosion resistance



Very Well Connected™

3001 Borham Ave. | Stevens Point, WI 54481, USA  
 Phone: 715.344-3482 | Toll-free: 800.487-9220 | Fax: 715.344-5209  
 Email: [gamberj@gamberjohnson.com](mailto:gamberj@gamberjohnson.com) | Website: [www.gamberjohnson.com](http://www.gamberjohnson.com)

Follow us on:

This document, including images, may not be reproduced partly or fully without the expressed written consent of Gamber-Johnson's Marketing Department.  
 © Copyright 2013 Gamber-Johnson LLC